

THE YEAR IN TOURING

2025



INSIDE

YEAR-END BOXSCORE CHARTS

THE YOUNGEST SLATE OF HEADLINERS IN DECADES

THE BIGGEST VENUES OF THE YEAR – ALL OVER THE WORLD

ILLUSTRATION BY ALVVINO

DATING BACK 40 YEARS, ALL BOXSCORE CHARTS ARE BASED ON FIGURES REPORTED TO *BILLBOARD* BY A VARIETY OF OFFICIAL INDUSTRY SOURCES, FROM ARTIST MANAGERS TO PROMOTERS TO VENUE EXECUTIVES. REPORTING IS VOLUNTARY, AND SOME ARTISTS, VENUES AND PROMOTERS OPT TO WITHHOLD DATA FROM REPRESENTATION ON THE CHARTS. ALL REPORTED SHOWS WORLDWIDE BETWEEN OCT. 1, 2024, AND SEPT. 30, 2025, ARE ELIGIBLE FOR YEAR-END CHART CONSIDERATION.

BEYONCÉ RAVENB: ANDROMA; SHENYI: GARY KULLER; GETTY IMAGES; ALLEN J. SCHWABEN; LOS ANGELES TIMES; GETTY IMAGES; SZA: LAMAR; JASDIP MEHTA; LADY GAGA: KEVIN MAZUR; AMERIE: JEFFREY MATTIOLI; SHIRAZ: JUAN CARLOS RAMOS; GETTY IMAGES; BOON: PEDRO DEBARCELLETTI; EMINEM: JIM COURTNEY; TRAFALGAR: RELEASING.

THE
WEEKND

AFTER HOURS
TIL DAWN

BIGGEST R&B TOUR OF ALL TIME

2025 STADIUM TOUR

CONGRATULATIONS TO THE WEEKND ON THE SUCCESS OF HIS
AFTER HOURS TIL DAWN STADIUM TOUR

XO LIVE NATION

TOP TOURS 2025



1

Coldplay

\$464.9M

3.5M TICKETS 59 SHOWS



6

Chris Brown

\$248.7M

1.7M TICKETS 42 SHOWS



2

Beyoncé

\$407.6M

1.6M TICKETS 32 SHOWS



7

Imagine Dragons

\$241.6M

2.1M TICKETS 55 SHOWS



3

Kendrick Lamar & SZA

\$358.7M

1.8M TICKETS 39 SHOWS



8

Post Malone

\$231.2M

1.6M TICKETS 51 SHOWS



4

The Weeknd

\$336.7M

2.2M TICKETS 46 SHOWS



9

Ed Sheeran

\$214.5M

1.9M TICKETS 48 SHOWS



5

Shakira

\$327.4M

2.5M TICKETS 64 SHOWS



10

Stray Kids

\$185.7M

1.3M TICKETS 31 SHOWS

DATING BACK 40 YEARS, ALL BOXSCORE CHARTS ARE BASED ON FIGURES REPORTED TO BILLBOARD BY A VARIETY OF OFFICIAL INDUSTRY SOURCES, FROM ARTIST MANAGERS TO PROMOTERS TO VENUE EXECUTIVES. REPORTING IS VOLUNTARY, AND SOME ARTISTS, VENUES AND PROMOTERS OPT TO WITHHOLD DATA FROM REPRESENTATION ON THE CHARTS. ALL REPORTED SHOWS WORLDWIDE BETWEEN OCT. 1, 2024, AND SEPT. 30, 2025, ARE ELIGIBLE FOR YEAR-END CHART CONSIDERATION.

COLDPLAY: JIM DYSON/GETTY IMAGES; BEYONCÉ: BAVENB WARDON; SZA: ANJALIE CASSIDY/WEikers; THE WEEKND: DIMITRIOS KAMBOURIS/GETTY IMAGES; SHAKIRA: KEVIN WINTER/GETTY IMAGES; CHRIS BROWN: KEVIN MAZUR/GETTY IMAGES; IMAGINE DRAGONS: KEVIN MAZUR/GETTY IMAGES; POST MALONE: KEVIN MAZUR/GETTY IMAGES; SHERON: NICHOLAS HART/GETTY IMAGES; STRAY KIDS: COURTESY OF JYP.

TOP TOURS 2025



11

Tyler, The Creator

\$174.5M



1.3M TICKETS 98 SHOWS



16

Eagles

\$150.3M



523K TICKETS 32 SHOWS



12

Lady Gaga

\$166.2M



722K TICKETS 35 SHOWS



17

Seventeen

\$142.4M



964K TICKETS 34 SHOWS



13

Zach Bryan

\$159.6M



941K TICKETS 29 SHOWS




18

Dua Lipa

\$141.1M



1.2M TICKETS 59 SHOWS



14

Iron Maiden

\$150.9M



1.5M TICKETS 59 SHOWS



19

Bruno Mars

\$137M



933K TICKETS 36 SHOWS




15

Linkin Park

\$150.6M



1.3M TICKETS 51 SHOWS



20

Metallica

\$136.2M



1.1M TICKETS 19 SHOWS

TYLER, THE CREATOR: RAY SUSSMAN/WIREIMAGE; LADY GAGA: KEVIN MAZUR/GETTY IMAGES; BRYAN: GUS STEWART/REDFERNS; IRON MAIDEN: JOE HALL/REDFERNS; LINKIN PARK: STU ORESTEY/GETTY IMAGES; EAGLES: CHRIS WEIR/SEVENTEEN; SEVENTEEN: HARRISON/GETTY IMAGES; DUA LIPA: ANDREW HUNT/REDFERNS; BRUNO MARS: NEVIN WINFELDT/REDFERNS; THE ALLIGATORS: CHRIS FRANK/GETTY IMAGES.

SOUTH FLORIDA'S ULTIMATE ENTERTAINMENT DESTINATION!

HARD ROCK LIVE

IN HOLLYWOOD, FL IS

TOP 5 IN THE WORLD.

THIS ONE'S FOR THE ARTISTS, THEIR MANAGERS, AGENTS, PROMOTERS, AND THE FANS
WHO BRING THIS VENUE TO LIFE!



(5,001-10,000 CAPACITY)



THE GUITAR HOTEL



HOLLYWOOD, FL



HOLLYWOOD

TOP TOURS 2025 (CONTINUED)

	ARTIST	GROSS	ATTENDANCE	NO. OF SHOWS		ARTIST	GROSS	ATTENDANCE	NO. OF SHOWS
21	Usher	\$129.9M	775K	57	61	Benson Boone	\$49.5M	487K	51
22	Bruce Springsteen & The E Street Band	\$124.8M	847K	24	62	Deftones	\$48.7M	559K	46
23	Andrea Bocelli	\$105.5M	598K	47	63	Jin	\$46.1M	287K	18
24	Dead & Company	\$105.5M	464K	21	64	Nelly	\$44.9M	470K	51
25	Paul McCartney	\$104.5M	810K	22	65	Gracie Abrams	\$44.7M	537K	55
26	Guns N' Roses	\$95.6M	823K	27	66	Rüfüs Du Sol	\$44.4M	543K	32
27	Rauw Alejandro	\$91.7M	562K	49	67	Jonas Brothers	\$44.1M	465K	27
28	My Chemical Romance	\$88.6M	448K	11	68	Green Day	\$43.8M	405K	14
29	Chayanne	\$87.6M	781K	63	69	Pitbull	\$43.6M	425K	30
30	System of a Down	\$85.9M	706K	15	70	¡Suicideboy\$	\$43.5M	601K	46
31	Phish	\$82.7M	622K	53	71	Kevin Hart	\$43.1M	334K	82
32	j-hope	\$79.9M	504K	33	72	Sam Fender	\$42.9M	506K	29
33	Kylie Minogue	\$78.4M	576K	62	73	Sebastian Maniscalco	\$42.9M	425K	41
34	Sabrina Carpenter	\$77.4M	677K	48	74	Hozier	\$42.7M	525K	27
35	Luke Combs	\$76.4M	536K	11	75	Disney's Descendants & Zombies	\$41.9M	446K	43
36	Justin Timberlake	\$76.2M	522K	42	76	Travis Scott	\$41.2M	352K	7
37	ENHYPEN	\$76.1M	556K	25	77	Hans Zimmer	\$40.6M	283K	26
38	P!nk	\$75.9M	436K	18	78	Kelsea Ballerini	\$39.5M	366K	36
39	Tate McRae	\$75.8M	795K	62	79	Tyler Childers	\$38.6M	377K	24
40	George Strait	\$75.4M	288K	6	80	Cody Johnson	\$37.7M	492K	39
41	André Rieu	\$75.1M	707K	74	81	Mary J. Blige	\$37.1M	270K	28
42	The Lumineers	\$73.8M	858K	58	82	Gabriel Iglesias	\$35.3M	495K	100
43	Luis Miguel	\$70.4M	549K	29	83	Anyma	\$35.2M	237K	14
44	ATEEZ	\$70M	400K	28	84	Toto	\$34.6M	465K	64
45	Aventura	\$69.9M	708K	26	85	Olivia Rodrigo	\$34.3M	344K	14
46	Trans-Siberian Orchestra	\$69.2M	822K	110	86	Le Sserafim	\$34.1M	237K	27
47	Jelly Roll	\$67.5M	597K	48	87	Nick Cave & The Bad Seeds	\$33.8M	391K	50
48	Pearl Jam	\$66M	434K	17	88	Mumford & Sons	\$33.6M	342K	32
49	Chris Stapleton	\$65.2M	517K	35	89	Marco Antonio Solís	\$33.1M	292K	30
50	Tomorrow X Together	\$64.3M	485K	39	90	Luke Bryan	\$33M	494K	32
51	Nine Inch Nails	\$57M	469K	36	91	Junior H	\$32.9M	247K	21
52	Nate Bargatze	\$56.7M	677K	76	92	Rod Stewart	\$32.2M	255K	34
53	Backstreet Boys	\$55.1M	350K	21	93	Lainey Wilson	\$32.1M	342K	37
54	Dave Matthews Band	\$54.8M	503K	39	94	Ado	\$31.9M	311K	32
55	Lana Del Rey	\$54.2M	343K	6	95	Kali Uchis	\$31.2M	322K	29
56	Kenny Chesney	\$52.6M	239K	15	96	Wu-Tang Clan	\$30.6M	245K	27
57	Creed	\$51.2M	608K	49	97	Roland Kaiser	\$30.5M	355K	37
58	Ghost	\$51.2M	533K	53	98	The Killers	\$30.4M	293K	20
59	Cyndi Lauper	\$50.1M	567K	68	99	The Offspring	\$30.1M	487K	45
60	Teddy Swims	\$49.9M	619K	82	100	The Who	\$30M	200K	16

CHARM CITY IS MAKING ITS *MARK*



CFG BANK ARENA

4TH HIGHEST GROSSING VENUE IN
NORTH AMERICA

11TH HIGHEST GROSSING VENUE **WORLDWIDE**

10,001 - 15,000 CAPACITY

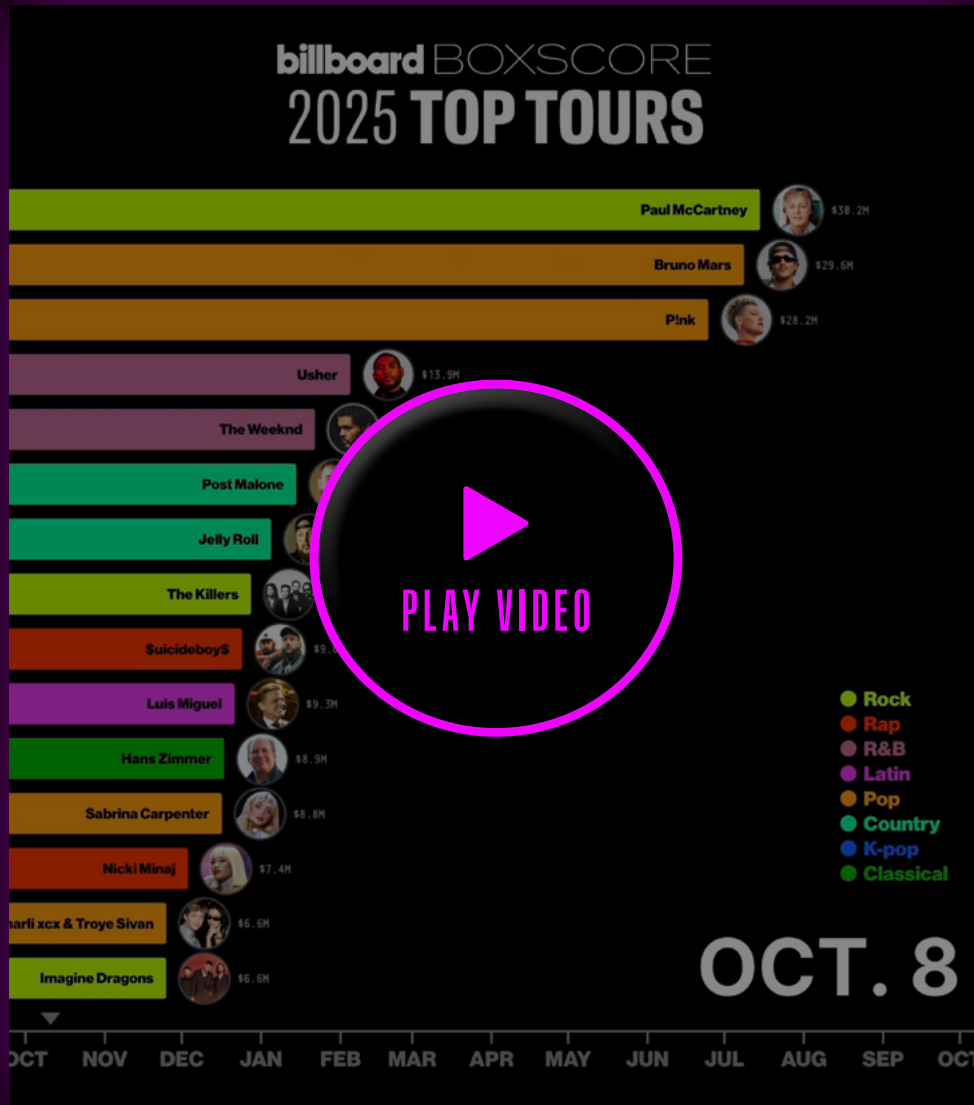
#EVERYTHINGANDMORE

**BALTIMORE,
MARYLAND**


OAK VIEW GROUP

TOP TOURS 2025

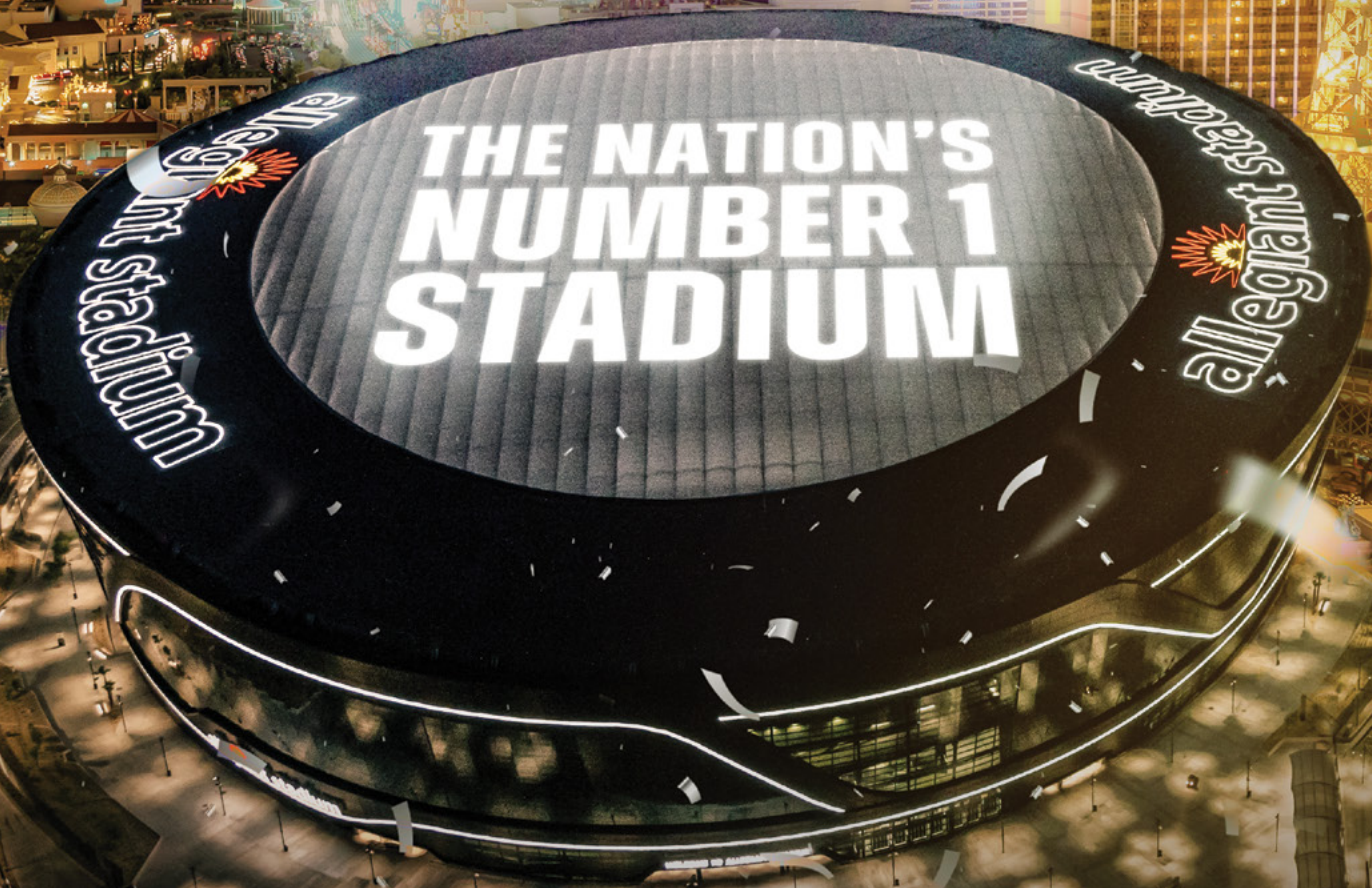
WATCH THE YEAR-END TOP TOURS CHART TAKE SHAPE
OCT. 1, 2024-SEPT. 30, 2025



[READ MORE ABOUT THE YEAR'S BIGGEST TOURS](#)



**THANK YOU TO THE
ARTISTS, ATHLETES AND
THE FANS.**



ALLEGIANSTADIUM.COM

TOP TICKET SALES

	ARTIST	TOTAL ATTENDANCE	NO. OF SHOWS
1	Coldplay	3.5M	59
2	Shakira	2.5M	64
3	The Weeknd	2.2M	46
4	Imagine Dragons	2.1M	55
5	Ed Sheeran	1.9M	48
6	Kendrick Lamar & SZA	1.8M	39
7	Chris Brown	1.7M	42
8	Post Malone	1.6M	51
9	Beyoncé	1.6M	32
10	Iron Maiden	1.5M	59
11	Tyler, The Creator	1.3M	98
12	Linkin Park	1.3M	51
13	Stray Kids	1.3M	31
14	Dua Lipa	1.2M	59
15	Metallica	1.1M	19
16	Seventeen	964K	34
17	Zach Bryan	941K	29
18	Bruno Mars	933K	36
19	The Lumineers	858K	58
20	Bruce Springsteen & The E Street Band	847K	24
21	Guns N' Roses	823K	27
22	Trans-Siberian Orchestra	822K	110
23	Paul McCartney	810K	22
24	Tate McRae	795K	62
25	Chayanne	781K	63
26	Usher	775K	57
27	Lady Gaga	722K	35
28	Aventura	708K	26
29	André Rieu	707K	74
30	System of a Down	706K	15
31	Nate Bargatze	677K	76
32	Sabrina Carpenter	677K	48
33	Phish	622K	53
34	Teddy Swims	619K	82
35	Creed	608K	49
36	\$uicideboy\$	601K	46
37	Andrea Bocelli	598K	47
38	Jelly Roll	597K	48
39	Kylie Minogue	576K	62
40	Cyndi Lauper	567K	68
41	Rauw Alejandro	562K	49
42	Deftones	559K	46
43	ENHYPEN	556K	25
44	Luis Miguel	548K	29
45	Rüfüs Du Sol	543K	32
46	Gracie Abrams	537K	55
47	Luke Combs	536K	11
48	Ghost	533K	53
49	Hozier	525K	27
50	Eagles	523K	32

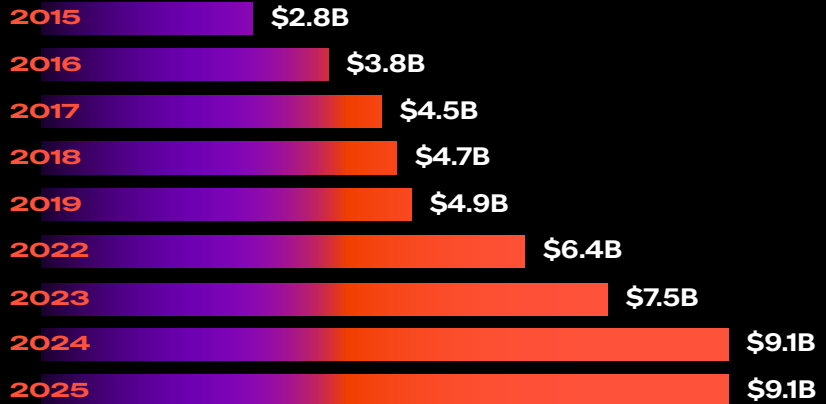
	ARTIST	TOTAL ATTENDANCE	NO. OF SHOWS
51	Justin Timberlake	522K	42
52	Chris Stapleton	517K	35
53	Sam Fender	506K	29
54	j-hope	504K	33
55	Dave Matthews Band	503K	39
56	Gabriel Iglesias	495K	100
57	Luke Bryan	494K	32
58	Cody Johnson	492K	39
59	Benson Boone	487K	51
60	The Offspring	487K	45
61	Tomorrow X Together	485K	39
62	Nelly	470K	51
63	Nine Inch Nails	469K	36
64	Jonas Brothers	465K	27
65	Toto	465K	64
66	Dead & Company	464K	21
67	Pierce the Veil	451K	35
68	Dierks Bentley	450K	33
69	My Chemical Romance	448K	11
70	Disney's Descendants & Zombies	446K	43
71	P!nk	436K	18
72	Pearl Jam	434K	17
73	Pitbull	425K	30
74	Sebastian Maniscalco	425K	41
75	"Weird Al" Yankovic	422K	72
76	Green Day	405K	14
77	Jeff Dunham	403K	90
78	ATEEZ	400K	28
79	Kesha	394K	27
80	Nick Cave & The Bad Seeds	390K	50
81	The Script	386K	47
82	Feid	386K	24
83	Tyler Childers	377K	24
84	Kelsea Ballerini	366K	36
85	Roland Kaiser	355K	37
86	Travis Scott	352K	7
87	Backstreet Boys	350K	21
88	The World of Hans Zimmer	345K	60
89	Olivia Rodrigo	344K	14
90	Lana Del Rey	343K	6
91	Mumford & Sons	342K	32
92	Lainey Wilson	342K	37
93	Kevin Hart	334K	82
94	Don Toliver	333K	43
95	Megan Moroney	330K	51
96	Matt Rife	330K	46
97	Kali Uchis	322K	29
98	Leon Bridges	320K	66
99	Halsey	312K	29
100	Ado	311K	32

TOP 100 TOURS THROUGH THE YEARS

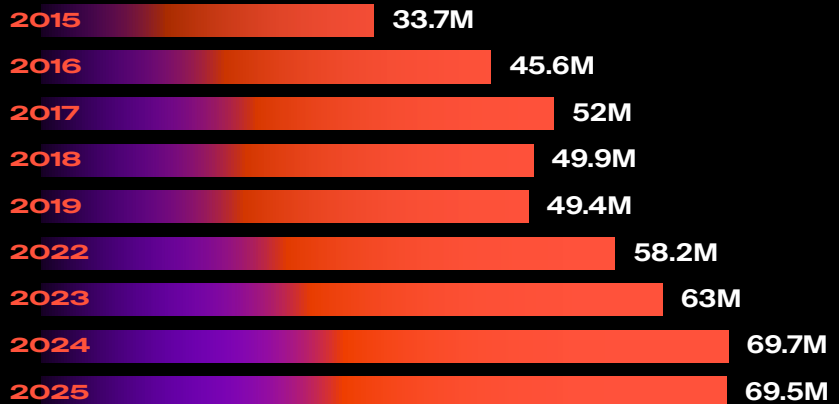
After a decade of consistent increases, the 2025 totals are essentially flat from last year, with total gross and attendance both down 0.3%.

The top 10 tours grossed a collective \$3 billion, or one-third of the top 100.

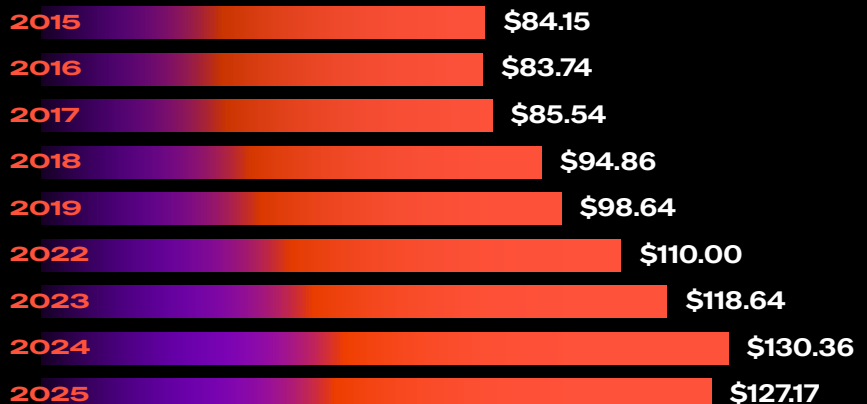
GROSS



ATTENDANCE



AVERAGE TICKET PRICE



THANK YOU TO THE FANS, PROMOTERS & AGENTS FOR THE SUPPORT!



Dickies® Arena

TOP BOXSCORES

	ARTIST(S) VENUE, DATE	GROSS TICKET PRICES	TOTAL ATTENDANCE NO. OF SHOWS	PROMOTER(S)
1	Coldplay WEMBLEY STADIUM, LONDON AUG. 22-23, 26-27, 30-31, SEPT. 3-4, 6, 12	\$131.4M \$336/\$26.88	791K 10	SJM Concerts
2	Beyoncé METLIFE STADIUM, EAST RUTHERFORD, N.J. MAY 22, 24-25, 28-29	\$70.3M \$801/\$76	250K 5	Live Nation
3	Beyoncé TOT TENHAM HOTSPUR STADIUM, LONDON JUNE 5, 7, 10, 12, 14, 16	\$61.6M \$408.34/\$83.40	275K 6	Live Nation
4	Beyoncé SOFI STADIUM, INGLEWOOD, CALIF. APRIL 28, MAY 1, 4, 7, 9	\$55.7M \$801/\$50	217K 5	Live Nation
5	Beyoncé MERCEDDES-BENZ STADIUM, ATLANTA JULY 10-11, 13-14	\$55.4M \$801/\$50	206K 4	Live Nation
6	Shakira ESTADIO GNP SEGUROS, MEXICO CITY MARCH 19, 21, 23, 25, 27-28, 30	\$46.6M \$456.36/\$51.18	396K 7	Live Nation, OCESA
7	Beyoncé SOLDIER FIELD, CHICAGO MAY 15, 17-18	\$42.5M \$801/\$60	143K 3	Live Nation
8	Bruno Mars ESTADIO DO MORUMBI, SÃO PAULO OCT. 4-5, 8-9, 12-13, 2024	\$42.3M \$240.38/\$45.19	404K 6	Live Nation
9	Outside Lands Music and Arts Festival GOLDEN GATE PARK, SAN FRANCISCO AUG. 8-10	\$41.4M \$549/\$209	209K 3	Another Planet Entertainment
10	Lady Gaga NATIONAL STADIUM, SINGAPORE MAY 18-19, 21, 24	\$40.8M \$282.84/\$113.75	193K 4	Live Nation
11	Kendrick Lamar & SZA SOFI STADIUM, INGLEWOOD, CALIF. MAY 21, 23-24	\$40.4M \$274.05	147K 3	Live Nation
12	Beyoncé STADE DE FRANCE, PARIS JUNE 19, 21-22	\$39.7M \$402.43/\$68.99	215K 3	Live Nation
13	Dead & Company GOLDEN GATE PARK, SAN FRANCISCO AUG. 1-3	\$38.3M \$525/\$40	168K 3	Another Planet Entertainment
14	Coldplay ACCOR STADIUM, SYDNEY NOV. 6-7, 9-10, 2024	\$37.4M \$251.07/\$10.90	325K 4	Live Nation
15	Beyoncé NRG STADIUM, HOUSTON JUNE 28-29	\$35.5M \$801/\$50	103K 2	Live Nation
16	Coldplay GOYANG STADIUM, GOYANG, SOUTH KOREA APRIL 16, 18-19, 22, 24-25	\$34.4M \$175.14/\$19.62	318K 6	Live Nation
17	The Weeknd SOFI STADIUM, INGLEWOOD, CALIF. JUNE 25-26, 28-29	\$34M \$309.50/\$39.50	193K 4	Live Nation
18	Coldplay KAI TAK STADIUM, HONG KONG APRIL 8-9, 11-12	\$32.9M \$270.16/\$20.59	184K 4	Live Nation
19	The Weeknd METLIFE STADIUM, EAST RUTHERFORD, N.J. JUNE 5-7	\$31.3M \$359.50/\$39.50	160K 3	Live Nation
20	Julián Álvarez SOFI STADIUM, INGLEWOOD, CALIF. APRIL 17-19	\$30M \$600/\$50	132K 3	Cárdenas Marketing Network
21	Zach Bryan METLIFE STADIUM, EAST RUTHERFORD, N.J. JULY 18-20	\$29.3M \$349.50/\$30	168K 3	AEG Presents
22	Coldplay MARVEL STADIUM, MELBOURNE, AUSTRALIA OCT. 30-31, NOV. 2-3, 2024	\$28.8M \$153.15/\$12.67	229K 4	Live Nation
23	Coldplay ZAYED SPORTS CITY STADIUM, ABU DHABI, UNITED ARAB EMIRATES JAN. 9, 11-12, 14	\$28.1M \$406.97/\$20.14	203K 4	Live Nation
24	Coldplay ROGERS CENTRE, TORONTO JULY 7-8, 11-12	\$27.6M \$205.35/\$22.04	207K 4	Live Nation
25	Beyoncé NORTHWEST STADIUM, LANDOVER, MD. JULY 4, 7	\$27.4M \$800/\$50	93.7K 2	Live Nation

	ARTIST(S) VENUE, DATE	GROSS TICKET PRICES	TOTAL ATTENDANCE NO. OF SHOWS	PROMOTER(S)
26	Lady Gaga MADISON SQUARE GARDEN, NEW YORK AUG. 22-23, 26-27, SEPT. 6-7	\$27.1M \$376/\$61	81.6K 6	Live Nation
27	Ed Sheeran ORESUNDSPARKEN, COPENHAGEN, DENMARK AUG. 28-31	\$25.6M \$171.17/\$85.58	179K 4	FKP Scorpio Konzertproduktionen
28	Zach Bryan PHOENIX PARK, DUBLIN JUNE 20-22	\$25.3M \$229.48/\$131.95	183K 3	AEG Presents
29	The Weeknd ROGERS CENTRE, TORONTO JULY 27-28, AUG. 7-8	\$24.9M \$255.05/\$36.12	156K 4	Live Nation
30	Kendrick Lamar & SZA METLIFE STADIUM, EAST RUTHERFORD, N.J. MAY 8-9	\$24.8M \$230.40	107K 2	Live Nation
31	Shakira ESTADIO GNP SEGUROS, MEXICO CITY AUG. 26-27, 29-30	\$24.1M \$429.90/\$62.75	216K 4	Live Nation, OCESA
32	Lana Del Rey WEMBLEY STADIUM, LONDON JULY 3-4	\$24M \$157.96	152K 2	Live Nation
33	George Strait ALLEGIAN STADIUM, LAS VEGAS DEC. 7, 2024	\$23.3M \$3,500/\$120	47.6K 1	Messina Touring Group/ AEG Presents
34	Pa'l Norte PARQUE FUNDIDORA, MONTERREY, MEXICO APRIL 4-6	\$21.3M \$108.25	197K 3	OCESA
35	Anyma SPHERE, LAS VEGAS DEC. 27-31, 2024; JAN. 1, 10-11	\$21M \$189/\$53	137K 8	Live Nation
36	Electric Daisy Carnival AUTODROMO HERMANOS RODRIGUEZ, MEXICO CITY FEB. 21-23	\$20.9M \$68.17	307K 3	OCESA
37	Usher O2 ARENA, LONDON MARCH 29, APRIL 1-2, 5-6, 8-9, 11	\$20.7M \$647.17/\$84.13	130K 8	Live Nation
38	Paul McCartney ESTADIO RIVER PLATE, BUENOS AIRES, ARGENTINA OCT. 5-6, 2024	\$20.6M \$257/\$92	128K 2	DF Entertainment
39	Beyoncé ALLEGIAN STADIUM, LAS VEGAS JULY 25-26	\$19.4M \$734.94/\$50	92.3K 2	Live Nation
40	Imagine Dragons STADION LETZIGGRUND, ZURICH MAY 29, 31	\$19.3M \$377.02/\$153.47	94.1K 2	Gadget abc Entertainment Group
41	Coldplay EDEN PARK, AUCKLAND, NEW ZEALAND NOV. 13, 15-16, 2024	\$19.3M \$140.81/\$20.10	169K 3	Live Nation
42	Dua Lipa WEMBLEY STADIUM, LONDON JUNE 20-21	\$19.1M \$181.29/\$53.72	151K 2	Live Nation
43	Imagine Dragons STADE DE FRANCE, PARIS JULY 5-6	\$18.7M \$164.83/\$70.64	158K 2	Live Nation
44	Bruno Mars DOLBY LIVE, LAS VEGAS AUG. 22-23, 26-27, 30-31, SEPT. 3, 5-6	\$18.6M \$600/\$99.50	47.7K 9	MGM Resorts International
45	Luke Combs ACCOR STADIUM, SYDNEY JAN. 31, FEB. 1	\$18.3M \$373.54/\$15.57	138K 2	Frontier Touring
46	Electric Picnic Festival STRADBALLY HALL ESTATE, LAOIS, IRELAND AUG. 29-31	\$18.2M \$315.59	57.8K 3	MCD
47	The Weeknd SOLDIER FIELD, CHICAGO MAY 30-31	\$18.2M \$359.50/\$59.50	94.5K 2	Live Nation
48	Ed Sheeran MERKUR SPIEL-ARENA, DUSSELDORF, GERMANY SEPT. 5-7	\$18.1M \$145.61/\$29.12	191K 3	FKP Scorpio Konzertproduktionen
49	Festival d'été de Québec PLAINS OF ABRAHAM, QUEBEC CITY JULY 3-13	\$17.9M \$724.09/\$115.28	140K 11	Bleufeu
50	Metallica MILE HIGH STADIUM, DENVER JUNE 27, 29	\$17.7M \$230/\$61	152K 2	Live Nation

DATING BACK 40 YEARS, ALL BOXSCORE CHARTS ARE BASED ON FIGURES REPORTED TO BILLBOARD BY A VARIETY OF OFFICIAL INDUSTRY SOURCES. FROM ARTIST MANAGERS TO PROMOTERS TO VENUE EXECUTIVES, REPORTING IS VOLUNTARY, AND SOME ARTISTS, VENUES AND PROMOTERS OPT TO WITHHOLD DATA FROM REPRESENTATION ON THE CHARTS. ALL REPORTED SHOWS WORLDWIDE BETWEEN OCT. 1, 2024, AND SEPT. 30, 2025, ARE ELIGIBLE FOR YEAR-END CHART CONSIDERATION.

Thank you to the artists, producers,
promoters, agents and staff for making
Straz Center's Morsani Hall one of the
highest grossing venues in the world!

#12

2,501 - 5,000
CAPACITY

 **STRAZ
CENTER**

STRAZCENTER.ORG

Events, days, dates, times, performers and prices are
subject to change without notice. Handling fees will apply.

DOWNTOWN TAMPA

TOP TOURS BY GENRE

ROCK

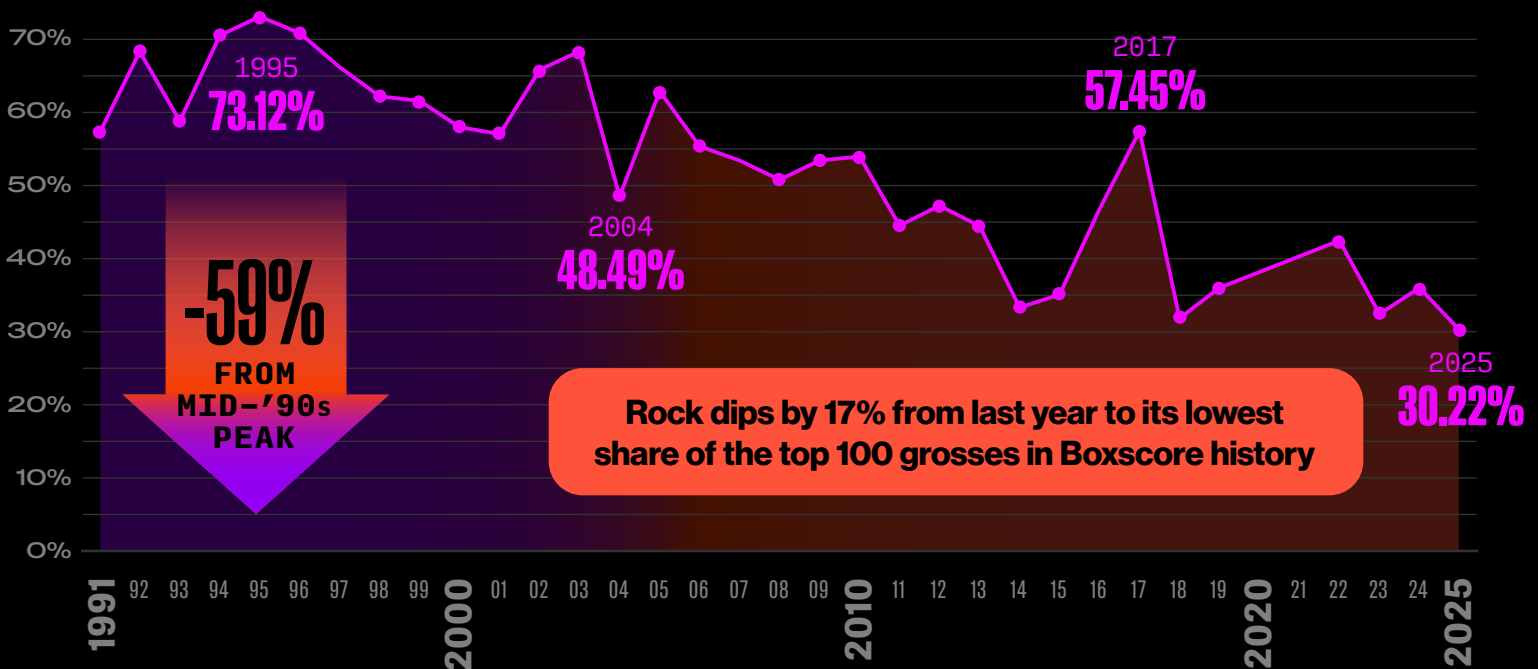
ARTIST	TOTAL GROSS	TOTAL ATTENDANCE	NO. OF SHOWS
1 Coldplay	\$464.9M	3.5M	59
2 Imagine Dragons	\$241.6M	2.1M	55
3 Iron Maiden	\$150.9M	1.5M	59
4 Linkin Park	\$150.6M	1.3M	51
5 Eagles	\$150.3M	523K	32
6 Metallica	\$136.2M	1.1M	19
7 Bruce Springsteen & The E Street Band	\$124.8M	847K	24
8 Dead & Company	\$105.5M	464K	21
9 Paul McCartney	\$104.5M	810K	22
10 Guns N' Roses	\$95.6M	823K	27



Imagine Dragons

ROCK'S PIECE OF THE PIE

SHARE OF TOP 100 TOUR GROSSES ATTRIBUTED TO ROCK ACTS

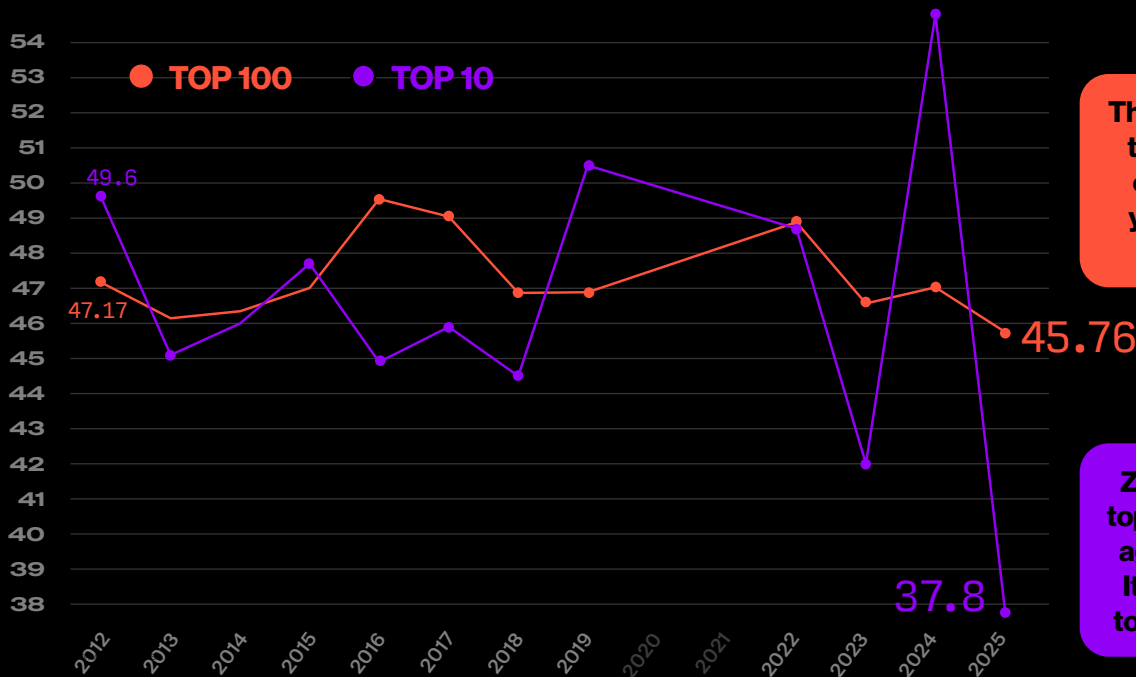


DATING BACK 40 YEARS, ALL BOXSCORE CHARTS ARE BASED ON FIGURES REPORTED TO BILLBOARD BY A VARIETY OF OFFICIAL INDUSTRY SOURCES, FROM ARTIST MANAGERS TO PROMOTERS TO VENUE EXECUTIVES. REPORTING IS VOLUNTARY, AND SOME ARTISTS, VENUES AND PROMOTERS OPT TO WITHHOLD DATA FROM REPRESENTATION ON THE CHARTS. ALL REPORTED SHOWS WORLDWIDE BETWEEN OCT. 1, 2024, AND SEPT. 30, 2025, ARE ELIGIBLE FOR YEAR-END CHART CONSIDERATION.

TOP TOURS BY GENRE

IS THE ONGOING DECLINE IN ROCK FUELING A YOUNGER SLATE OF HEADLINERS?

AVERAGE AGE OF TOP TOURING ACTS



This year's top 100 touring acts are on average 3% younger than in 2024.

Zeroing in on the top 10, the average age is down 31%. It's the youngest top 10 since 1992.

NO CLASSIC ROCK ACTS IN THE TOP 10 FOR THE FIRST TIME EVER

[CLICK HERE TO READ MORE](#)

Last year's top 10 featured Bruce Springsteen, The Rolling Stones, U2 and Metallica. This year's only rock artists in the top 10 are Coldplay and Imagine Dragons, both of which debuted in the 21st century.

Coldplay and Shakira are the oldest acts in the top 10: 48 years old.

The youngest acts in this year's top 100 are Benson Boone, Olivia Rodrigo and Tate McRae in **POP**; ATEEZ, ENHYPEN and Tomorrow X Together in **K-POP**; and Junior H and Kali Uchis in **LATIN**.

"Classic rock" generally refers to artists from the 1960s through the 1980s.

 YouTube Theater

The Stage is Set. The Energy is Live!



FOLLOW US!

@youtubetheater



TOP TOURS BY GENRE

Sabrina Carpenter



POP

	ARTIST	TOTAL GROSS	TOTAL ATTENDANCE	NO. OF SHOWS
1	Ed Sheeran	\$214.5M	1.9M	48
2	Lady Gaga	\$166.2M	722K	35
3	Dua Lipa	\$141.1M	1.2M	59
4	Bruno Mars	\$137M	933K	36
5	Kylie Minogue	\$78.4M	576K	62
6	Sabrina Carpenter	\$77.4M	677K	48
7	Justin Timberlake	\$76.2M	522K	42
8	P!nk	\$75.9M	436K	18
9	Tate McRae	\$75.8M	795K	62
10	Backstreet Boys	\$55.1M	350K	21

Chris Stapleton



COUNTRY

	ARTIST	TOTAL GROSS	TOTAL ATTENDANCE	NO. OF SHOWS
1	Beyoncé	\$407.6M	1.6M	32
2	Post Malone	\$231.1M	1.6M	51
3	Zach Bryan	\$159.6M	941K	29
4	Luke Combs	\$76.4M	536K	11
5	George Strait	\$75.4M	288K	6
6	Jelly Roll	\$67.5M	597K	48
7	Chris Stapleton	\$65.2M	517K	35
8	Kenny Chesney	\$52.6M	239K	15
9	Kelsea Ballerini	\$39.5M	366K	36
10	Tyler Childers	\$38.6M	377K	24

+3%

FROM 2024

For the fourth consecutive year, pop's share of the top 100 sits between 15% and 17%.

This is Ed Sheeran's fourth year with the biggest pop tour, after doing it back-to-back in 2018-19 and again in 2022.

+18%

FROM 2024

Country ticks up to 14.5% of this year's top 100 grosses, the highest it has been in a decade.

Beyoncé's *Cowboy Carter* tour is the highest-grossing country tour in Boxscore history.

TORONTO 🍁 CANADA

Scotiabank
Arena

CANADA'S #1 ARENA

THANK YOU TO EVERY ARTIST, AGENT, PROMOTER, MANAGER,
AND FAN WHO MADE THIS INCREDIBLE YEAR POSSIBLE

#11

IN NORTH AMERICA

#15

HIGHEST-GROSSING
ARENA IN THE WORLD

TOP TOURS BY GENRE

Seventeen



Rauw Alejandro



K-POP

LATIN

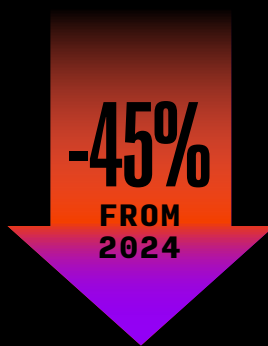
ARTIST	TOTAL GROSS	TOTAL ATTENDANCE	NO. OF SHOWS
1 Stray Kids	\$185.7M	1.3M	31
2 Seventeen	\$142.4M	964K	34
3 j-hope	\$79.9M	504K	33
4 ENHYPEN	\$76.1M	556K	25
5 ATEEZ	\$70M	400K	28
6 Tomorrow X Together	\$64.3M	485K	39
7 Jin	\$46.1M	287K	18
8 Le Sserafim	\$34.1M	237K	27
9 G-Dragon	\$27.1M	117K	9
10 aespa	\$18M	138K	15

ARTIST	TOTAL GROSS	TOTAL ATTENDANCE	NO. OF SHOWS
1 Shakira	\$327.4M	2.5M	64
2 Rauw Alejandro	\$91.7M	562K	49
3 Chayanne	\$87.6M	781K	63
4 Luis Miguel	\$70.4M	548K	29
5 Aventura	\$69.9M	708K	26
6 Pitbull	\$43.5M	425K	30
7 Marco Antonio Solís	\$33.1M	292K	30
8 Junior H	\$32.9M	247K	21
9 Kali Uchis	\$31.2M	322K	29
10 Julián Álvarez	\$30M	132K	3



K-pop is up from top to bottom. The No. 10 tour grossed \$18 million, up 200% from last year's 10th-place finisher.

Three soloists crack the top 10: two members of BTS and one of the genre's longest-standing icons, G-Dragon.



Last year, there were five Latin artists who grossed more than \$100 million. This year, there's only one: Shakira.

Despite the year-to-year decline, Latin tours are still 30% stronger than they ever were before the pandemic.

TOP TOURS BY GENRE

Tyler, The Creator



SZA



RAP

R&B

	ARTIST	TOTAL GROSS	TOTAL ATTENDANCE	NO. OF SHOWS
1	Kendrick Lamar (with SZA)	\$369.6M	1.9M	42
2	Tyler, The Creator	\$174.5M	1.3M	98
3	Nelly	\$44.9M	470K	51
4	\$uicideboy\$	\$43.5M	601K	46
5	Travis Scott	\$41.2M	352K	7
6	Wu-Tang Clan	\$30.6M	245K	27
7	YoungBoy Never Broke Again	\$28.3M	231K	17
8	Don Toliver	\$24.8M	333K	43
9	Rod Wave	\$21.6M	165K	11
10	Central Cee	\$14.9M	223K	42

	ARTIST	TOTAL GROSS	TOTAL ATTENDANCE	NO. OF SHOWS
1	SZA (with Kendrick Lamar)	\$358.7M	1.8M	39
2	The Weeknd	\$336.7M	2.2M	46
3	Chris Brown	\$248.7M	1.7M	42
4	Usher	\$129.9M	775K	57
5	Mary J. Blige	\$37.1M	270K	28
6	Mariah Carey	\$28.9M	239K	24
7	Leon Bridges	\$25.6M	320K	66
8	The Millennium Tour	\$22.1M	201K	26
9	Lionel Richie	\$17.8M	118K	25
10	Patti LaBelle & Chaka Khan	\$16.2M	142K	18

+34%
FROM
2024

After two years of successive growth, rap hits an all-time high, nearly tripling its share of the top 100 since 2023.

Kendrick Lamar had the year's third-biggest tour. The only other rapper to rank as high was Jay-Z in 2018, alongside Beyoncé, on the On the Run II Tour.

+107%
FROM
2024

R&B has its second-biggest year ever, despite boasting fewer tours on the all-genre list in nearly a decade. The genre's top four acts do the heavy lifting.

The top 10 includes three package tours: SZA & Kendrick Lamar, Patti LaBelle & Chaka Khan and The Millennium Tour, featuring Omarion and Trey Songz.

TOP TOURS BY GENRE

Nikki Glaser



COMEDY

	ARTIST	TOTAL GROSS	TOTAL ATTENDANCE	NO. OF SHOWS
1	Nate Bargatze	\$56.7M	677K	76
2	Kevin Hart	\$43.1M	334K	82
3	Sebastian Maniscalco	\$42.9M	425K	41
4	Gabriel Iglesias	\$35.3M	495K	100
5	"Weird Al" Yankovic	\$28.6M	422K	72
6	Matt Rife	\$27.9M	330K	46
7	Jeff Dunham	\$26.1M	403K	90
8	Jo Koy	\$20.9M	303K	83
9	Nikki Glaser	\$19.5M	294K	120
10	Jim Gaffigan	\$15.7M	192K	74

-30%
FROM
2024

Comedy's share of the top 100 tours has bounced up and down in the years since the pandemic, down in 2025 with half of the top 10 repeating from 2024.

Nikki Glaser played 120 shows during the 2025 tracking period — more than any act in the overall top 100.

BEST OF THE REST



CHRISTIAN
Forrest Frank
\$12.1M



CLASSICAL
André Rieu
\$75.1M



DANCE/ELECTRONIC
Rüfüs Du Sol
\$44.4M



DANCEHALL
Vybz Kartel
\$16.7M



FAMILY
Disney's Descendants & Zombies
\$41.9M



HOLIDAY
Trans-Siberian Orchestra
\$69.2M



OPERA
Andrea Bocelli
\$105.5M

GLASER: JAMIE MCCARTHY/GETTY IMAGES; FRANK: JEREMY HANF/PHOTOGRAPHY/GETTY IMAGES; RIEU: JAKUB SZKAPKOWSKI/REUTERS; RÜFÜS DU SOL: ALEXANDER ZAWARDO/GETTY IMAGES; VYBZ KARTEL: JOSEPH GONZALEZ/REX USA; DISNEY'S DESCENDANTS & ZOMBIES: DISNEY; TRANS-SIBERIAN ORCHESTRA: MANNY CANAL/GETTY IMAGES; BOCELLI: GREGG DE GUZMAN/GETTY IMAGES.

TOP VENUES

15,001 OR MORE CAPACITY (EXCLUDING STADIUMS)

	VENUE LOCATION	TOTAL GROSS	TOTAL ATTENDANCE	NO. OF SHOWS		VENUE LOCATION	TOTAL GROSS	TOTAL ATTENDANCE	NO. OF SHOWS
1	★★ NO.1 WORLDWIDE ★★ Sphere LAS VEGAS	\$370.3M	1.7M	105	26	Little Caesars Arena DETROIT	\$66.4M	593K	54
2	★★ NO.1 IN U.K. & IRELAND ★★ O2 Arena LONDON	\$281.9M	2.5M	200	27	Kia Center ORLANDO, FLA.	\$60.9M	571K	65
3	Madison Square Garden NEW YORK	\$251.1M	1.8M	127	28	La Defense Arena PARIS	\$59.1M	518K	14
4	Kia Forum INGLEWOOD, CALIF.	\$139.2M	1.1M	101	29	Toyota Center HOUSTON	\$56.5M	435K	44
5	★★ NO.1 IN OCEANIA ★★ Qudos Bank Arena SYDNEY	\$127.7M	1.2M	109	30	Crypto.com Arena LOS ANGELES	\$55.1M	445K	53
6	Barclays Center BROOKLYN	\$125M	962K	91	31	Benchmark International Arena TAMPA, FLA.	\$54.7M	500K	46
7	State Farm Arena ATLANTA	\$121.1M	939K	94	32	Climate Pledge Arena SEATTLE	\$53.9M	405K	33
8	★★ NO.1 IN CONTINENTAL EUROPE ★★ Movistar Arena MADRID	\$120.6M	1.8M	158	33	Bell Centre MONTREAL	\$53.6M	558K	57
9	Prudential Center NEWARK, N.J.	\$114.8M	981K	108	34	Sportpaleis ANTWERP, BELGIUM	\$53.2M	965K	72
10	Chase Center SAN FRANCISCO	\$113.7M	530K	52	35	Ball Arena DENVER	\$49.5M	425K	38
11	★★ NO.1 IN SOUTH AMERICA ★★ Movistar Arena SANTIAGO, CHILE	\$98.9M	1.7M	190	36	UBS Arena ELMONT, N.Y.	\$44.4M	427K	41
12	TD Garden BOSTON	\$98.8M	917K	76	37	Golden 1 Center SACRAMENTO, CALIF.	\$41.4M	319K	29
13	Xfinity Mobile Arena PHILADELPHIA	\$94.4M	961K	80	38	Capital One Arena WASHINGTON, D.C.	\$40M	432K	47
14	United Center CHICAGO	\$92.3M	681K	51	39	Lenovo Center RALEIGH, N.C.	\$37.9M	306K	27
15	★★ NO.1 IN CANADA ★★ Scotiabank Arena TORONTO	\$90.9M	808K	63	40	Oakland Arena OAKLAND, CALIF.	\$37.7M	295K	34
16	T-Mobile Arena LAS VEGAS	\$90.8M	450K	39	41	Allstate Arena ROSEMONT, ILL.	\$37.1M	289K	28
17	Coliseo de Puerto Rico José Miguel Agrelot SAN JUAN	\$88.1M	1.1M	88	42	Parc Jean-Drapeau MONTREAL	\$36.5M	346K	12
18	Kaseya Center MIAMI	\$84.2M	590K	70	43	Merriweather Post Pavilion COLUMBIA, MD.	\$36M	362K	37
19	Ziggo Dome AMSTERDAM	\$82.4M	801K	58	44	Moda Center PORTLAND, ORE.	\$35.7M	326K	28
20	★★ NO.1 IN MEXICO ★★ Palacio de los Deportes MEXICO CITY	\$82.1M	1.2M	77	45	Rogers Arena VANCOUVER, B.C.	\$33.1M	299K	22
21	American Airlines Center DALLAS	\$76.7M	678K	64	46	BOK Center TULSA, OKLA.	\$32.3M	362K	43
22	Bridgestone Arena NASHVILLE	\$73.7M	743K	68	47	SAP Center SAN JOSE, CALIF.	\$31.8M	331K	53
23	Co-Op Live MANCHESTER, ENGLAND	\$73.6M	730K	48	48	Hollywood Bowl LOS ANGELES	\$31.4M	250K	16
24	Intuit Dome INGLEWOOD, CALIF.	\$71.9M	402K	39	49	PPG Paints Arena PITTSBURGH	\$30.6M	287K	26
25	Rod Laver Arena MELBOURNE, AUSTRALIA	\$67.2M	620K	54	50	Arena Ciudad de Mexico MEXICO CITY	\$28.7M	224K	18

DATING BACK 40 YEARS, ALL BOXSCORE CHARTS ARE BASED ON FIGURES REPORTED TO BILLBOARD BY A VARIETY OF OFFICIAL INDUSTRY SOURCES, FROM ARTIST MANAGERS TO PROMOTERS TO VENUE EXECUTIVES. REPORTING IS VOLUNTARY, AND SOME ARTISTS, VENUES AND PROMOTERS OPT TO WITHHOLD DATA FROM REPRESENTATION ON THE CHARTS. ALL REPORTED SHOWS WORLDWIDE BETWEEN OCT. 1, 2024, AND SEPT. 30, 2025, ARE ELIGIBLE FOR YEAR-END CHART CONSIDERATION.

TOP VENUES

10,001-15,000 CAPACITY

	VENUE LOCATION	TOTAL GROSS	TOTAL ATTENDANCE	NO. OF SHOWS
1	★★ NO.1 WORLDWIDE ★★ Moody Center AUSTIN	\$89.8M	854K	94
2	★★ NO.1 IN U.K. & IRELAND ★★ OVO Hydro GLASGOW	\$89.6M	1.1M	133
3	★★ NO.1 IN CONTINENTAL EUROPE ★★ Hallenstadion ZURICH	\$82.8M	705K	96
4	Dickies Arena FORT WORTH, TEXAS	\$74.3M	1M	118
5	Mortgage Matchup Center PHOENIX	\$72.3M	632K	67
6	3Arena DUBLIN	\$69.8M	852K	97
7	Uber Arena BERLIN	\$68.3M	799K	94
8	Barclays Arena HAMBURG, GERMANY	\$67.4M	1M	148
9	★★ NO.1 IN OCEANIA ★★ Brisbane Entertainment Centre BRISBANE, AUSTRALIA	\$60.8M	657K	93
10	OVO Arena Wembley LONDON	\$55.2M	687K	113
11	CFG Bank Arena BALTIMORE	\$47.7M	518K	72
12	MGM Grand Garden LAS VEGAS	\$38.3M	279K	40
13	Van Andel Arena GRAND RAPIDS, MICH.	\$34.3M	467K	66
14	RAC Arena PERTH, AUSTRALIA	\$34.1M	424K	58
15	Forest Hills Stadium QUEENS	\$29.5M	261K	24
16	Toyota Arena ONTARIO, CALIF.	\$26.3M	291K	52
17	Pechanga Arena SAN DIEGO	\$23.6M	256K	45
18	Gas South Arena DULUTH, GA.	\$23.2M	253K	40
19	Utilita Arena BIRMINGHAM, ENGLAND	\$22M	249K	23
20	Royal Arena COPENHAGEN, DENMARK	\$21.6M	212K	18
21	Utilita Arena NEWCASTLE, WALES	\$17.8M	261K	57
22	★★ NO.1 IN SOUTH AMERICA ★★ Movistar Arena BOGOTÁ, COLOMBIA	\$17.5M	293K	35
23	Desert Diamond Casino SAHUJARITA, ARIZ.	\$17.5M	103K	9
24	Movistar Arena BUENOS AIRES, ARGENTINA	\$17.2M	264K	27
25	Paycom Center OKLAHOMA CITY	\$16.8M	225K	34

TOP VENUES

5,001-10,000 CAPACITY

	VENUE LOCATION	TOTAL GROSS	TOTAL ATTENDANCE	NO. OF SHOWS
1	★★ NO.1 WORLDWIDE ★★ Radio City Music Hall NEW YORK	\$200.1M	1.6M	296
2	Red Rocks Amphitheatre MORRISON, COLO.	\$134.7M	1.7M	220
3	Dolby Live LAS VEGAS	\$94.7M	365K	80
4	★★ NO.1 IN MEXICO ★★ Auditorio Nacional MEXICO CITY	\$91.1M	1.5M	214
5	Hard Rock Live at Seminole Hard Rock Hotel & Casino HOLLYWOOD, FLA.	\$68M	683K	135
6	Mohegan Sun Arena UNCASVILLE, CONN.	\$54.4M	667K	119
7	★★ NO.1 IN OCEANIA ★★ ICC Sydney Theatre SYDNEY	\$33.2M	399K	83
8	PH Live LAS VEGAS	\$31.1M	188K	51
9	The Anthem WASHINGTON, D.C.	\$29.8M	471K	122
10	Hard Rock Live at Etess Arena ATLANTIC CITY, N.J.	\$26.9M	209K	61
11	The Theater at Madison Square Garden NEW YORK	\$26M	298K	89
12	YouTube Theater INGLEWOOD, CALIF.	\$25.2M	253K	62
13	Bill Graham Civic Auditorium SAN FRANCISCO	\$24.7M	319K	46
14	MGM Music Hall at Fenway BOSTON	\$24M	388K	103
15	Texas Trust CU Theatre DALLAS	\$22.6M	266K	94
16	Peacock Theater LOS ANGELES	\$21.8M	232K	53
17	Hearst Greek Theatre BERKELEY, CALIF.	\$21M	306K	46
18	Greek Theatre LOS ANGELES	\$20.2M	307K	64
19	★★ NO.1 IN U.K. & IRELAND ★★ SSE Arena BELFAST, NORTHERN IRELAND	\$19.9M	260K	40
20	★★ NO.1 IN CONTINENTAL EUROPE ★★ Vorst Nationaal BRUSSELS	\$19.2M	345K	59
21	Auditorio Telmex GUADALAJARA, MEXICO	\$18.7M	212K	36
22	★★ NO.1 IN CANADA ★★ Place Bell LAVAL, QUEBEC	\$15.3M	247K	44
23	Vrijthof MAASTRICHT, NETHERLANDS	\$13.5M	103K	12
24	Hordern Pavilion SYDNEY	\$12.9M	193K	39
25	AFAS Live AMSTERDAM	\$12.8M	228K	41

TOP VENUES

2,501-5,000 CAPACITY

	VENUE LOCATION	TOTAL GROSS	TOTAL ATTENDANCE	NO. OF SHOWS
1	★★ NO.1 WORLDWIDE ★★ The Colosseum at Caesars Palace LAS VEGAS	\$66.4M	239K	64
2	Fox Theatre ATLANTA	\$52.1M	636K	179
3	Durham Performing Arts Center DURHAM, N.C.	\$41.4M	501K	215
4	Beacon Theatre NEW YORK	\$39.2M	417K	163
5	Chicago Theatre CHICAGO	\$36.2M	467K	155
6	Dr. Phillips Center, Walt Disney Theater ORLANDO, FLA.	\$33.1M	344K	150
7	Fox Theatre DETROIT	\$30.7M	351K	125
8	Broward Center for the Performing Arts, Au-Rene Theater FORT LAUDERDALE, FLA.	\$28.2M	317K	182
9	★★ NO.1 IN CANADA ★★ OLG Stage at Fallsview Casino Resort NIAGARA FALLS, ONTARIO	\$24.2M	409K	98
10	Providence Performing Arts Center PROVIDENCE, R.I.	\$21.9M	299K	131
11	The Mission Ballroom DENVER	\$20.7M	432K	151
12	David A. Straz Jr. Center for the Performing Arts, Morsani Hall TAMPA, FLA.	\$20.5M	249K	465
13	Altria Theater RICHMOND, VA.	\$18.8M	257K	112
14	The Theater at MGM National Harbor OXON HILL, MD.	\$17.2M	180K	80
15	Resorts World Theatre LAS VEGAS	\$16.5M	107K	30
16	Roadrunner BOSTON	\$15.6M	301K	117
17	St. Augustine Amphitheater ST. AUGUSTINE, FLA.	\$14.1M	182K	51
18	★★ NO.1 IN CONTINENTAL EUROPE ★★ Uber Eats Music Hall BERLIN	\$13.5M	209K	79
19	Boch Center, Wang Theatre BOSTON	\$12M	118K	36
20	The Pinnacle NASHVILLE	\$11.5M	167K	67
21	Coca-Cola Music Hall SAN JUAN	\$11.4M	141K	62
22	Fox Theater OAKLAND, CALIF.	\$11.3M	211K	103
23	The Chelsea at The Cosmopolitan LAS VEGAS	\$11.3M	111K	57
24	Salle Wilfrid-Pelletier MONTREAL	\$10.8M	138K	58
25	The Baycare Sound CLEARWATER, FLA.	\$10.7M	154K	45

TOP VENUES

2,500 OR LESS CAPACITY

	VENUE LOCATION	TOTAL GROSS	TOTAL ATTENDANCE	NO. OF SHOWS
1	★★ NO.1 WORLDWIDE ★★ Ryman Auditorium NASHVILLE	\$32.1M	428K	232
2	Encore Theater at Wynn Las Vegas LAS VEGAS	\$25.7M	151K	116
3	DeVos Performance Hall GRAND RAPIDS, MICH.	\$21M	282K	160
4	Barbara B. Mann Performing Arts Hall FORT MYERS, FLA.	\$16.4M	218K	161
5	★★ NO.1 IN U.K. & IRELAND ★★ Olympia Theatre DUBLIN	\$12.8M	294K	222
6	The Mountain Winery SARATOGA, CALIF.	\$12.8M	112K	69
7	★★ NO.1 IN CONTINENTAL EUROPE ★★ Metronom Theater OBERHAUSEN, GERMANY	\$11.7M	188K	157
8	Ruth Eckerd Hall CLEARWATER, FLA.	\$10.7M	143K	103
9	★★ NO.1 IN CANADA ★★ Mtelus MONTREAL	\$10.6M	297K	195
10	Stadsschouwburg ANTWERP, BELGIUM	\$8.6M	153K	114
11	Showbox SoDo SEATTLE	\$7.7M	185K	126
12	9:30 Club WASHINGTON, D.C.	\$7.5M	227K	258
13	The Eastern ATLANTA	\$7.4M	154K	101
14	Parker Playhouse FORT LAUDERDALE, FLA.	\$7.3M	116K	145
15	Warfield Theatre SAN FRANCISCO	\$6.9M	122K	71
16	International Theatre at Westgate LAS VEGAS	\$6.8M	56.3K	43
17	Agora Theatre CLEVELAND	\$6.6M	125K	115
18	Paramount Theatre DENVER	\$6.3M	82.9K	60
19	Carpenter Theatre at Dominion Energy Center RICHMOND, VA.	\$6.3M	104K	108
20	The Novo by Microsoft LOS ANGELES	\$6.2M	125K	85
21	Brooklyn Steel BROOKLYN	\$6.1M	146K	108
22	Plaza Theatre EL PASO, TEXAS	\$6M	97.6K	75
23	Avalon Theatre at Fallsview Casino NIAGARA FALLS, ONTARIO	\$6M	159K	123
24	Theatre Manuvie BROSSARD, QUEBEC	\$5.9M	184K	230
25	Tempodrom BERLIN	\$5.7M	125K	49

TOP STADIUMS

	VENUE LOCATION	TOTAL GROSS	TOTAL ATTENDANCE	NO. OF SHOWS		VENUE LOCATION	TOTAL GROSS	TOTAL ATTENDANCE	NO. OF SHOWS
1	★★ NO. 1 WORLDWIDE ★★ Estadio GNP Seguros MEXICO CITY	\$299.2M	3.2M	57	13	NRG Stadium HOUSTON	\$71.6M	316K	6
2	★★ NO. 1 IN UNITED STATES ★★ Allegiant Stadium LAS VEGAS	\$269.4M	950K	21	14	Accor Stadium SYDNEY	\$69.3M	582K	8
3	MetLife Stadium EAST RUTHERFORD, N.J.	\$268.5M	1.5M	31	15	★★ NO. 1 IN SOUTH AMERICA ★★ Estadio do Morumbi SÃO PAULO	\$59.2M	580K	9
4	SoFi Stadium INGLEWOOD, CALIF.	\$236.4M	1.3M	32	16	Gillette Stadium FOXBOROUGH, MASS.	\$57.5M	341K	7
5	★★ NO. 1 IN U.K. & IRELAND ★★ Wembley Stadium LONDON	\$193M	1.2M	16	17	★★ NO. 1 IN ASIA ★★ National Stadium SINGAPORE	\$56.8M	267K	6
6	★★ NO. 1 IN CANADA ★★ Rogers Centre TORONTO	\$138.2M	938K	21	18	Globe Life Park in Arlington ARLINGTON, TEXAS	\$56.5M	365K	10
7	Tottenham Hotspur Stadium LONDON	\$123.6M	752K	16	19	BMO Stadium LOS ANGELES	\$55.1M	370K	18
8	Soldier Field CHICAGO	\$113.8M	526K	11	20	Northwest Stadium LANDOVER, MD.	\$51.9M	247K	6
9	★★ NO. 1 IN OCEANIA ★★ Marvel Stadium MELBOURNE, AUSTRALIA	\$93.2M	724K	13	21	Goyang Stadium GOYANG, SOUTH KOREA	\$50.9M	465K	13
10	Golden Gate Park SAN FRANCISCO	\$89.6M	426K	7	22	Autodromo Hermanos Rodriguez MEXICO CITY	\$49.6M	592K	7
11	Mercedes-Benz Stadium ATLANTA	\$89.2M	405K	8	23	Kai Tak Stadium HONG KONG	\$49.3M	255K	6
12	★★ NO. 1 IN CONTINENTAL EUROPE ★★ Stade de France PARIS	\$84.4M	564K	8	24	Deutsche Bank Park FRANKFURT, GERMANY	\$48.6M	377K	9
					25	Mile High Stadium DENVER	\$48.1M	387K	6

DATING BACK 40 YEARS, ALL BOXSCORE CHARTS ARE BASED ON FIGURES REPORTED TO BILLBOARD BY A VARIETY OF OFFICIAL INDUSTRY SOURCES, FROM ARTIST MANAGERS TO PROMOTERS TO VENUE EXECUTIVES. REPORTING IS VOLUNTARY, AND SOME ARTISTS, VENUES AND PROMOTERS OPT TO WITHHOLD DATA FROM REPRESENTATION ON THE CHARTS. ALL REPORTED SHOWS WORLDWIDE BETWEEN OCT. 1, 2024, AND SEPT. 30, 2025, ARE ELIGIBLE FOR YEAR-END CHART CONSIDERATION.

SUBSCRIBE TO

billboard
COUNTRY
UPDATE


SIGN UP FOR FREE DELIVERY
EVERY MONDAY AND FRIDAY

The country music industry's must-have source for news, charts, analysis and features

EXCLUSIVE CHARTS including Hot Country Songs, Country Airplay, Top Country Albums, Country Streaming Songs, Country Songwriters, Country Producers and more!

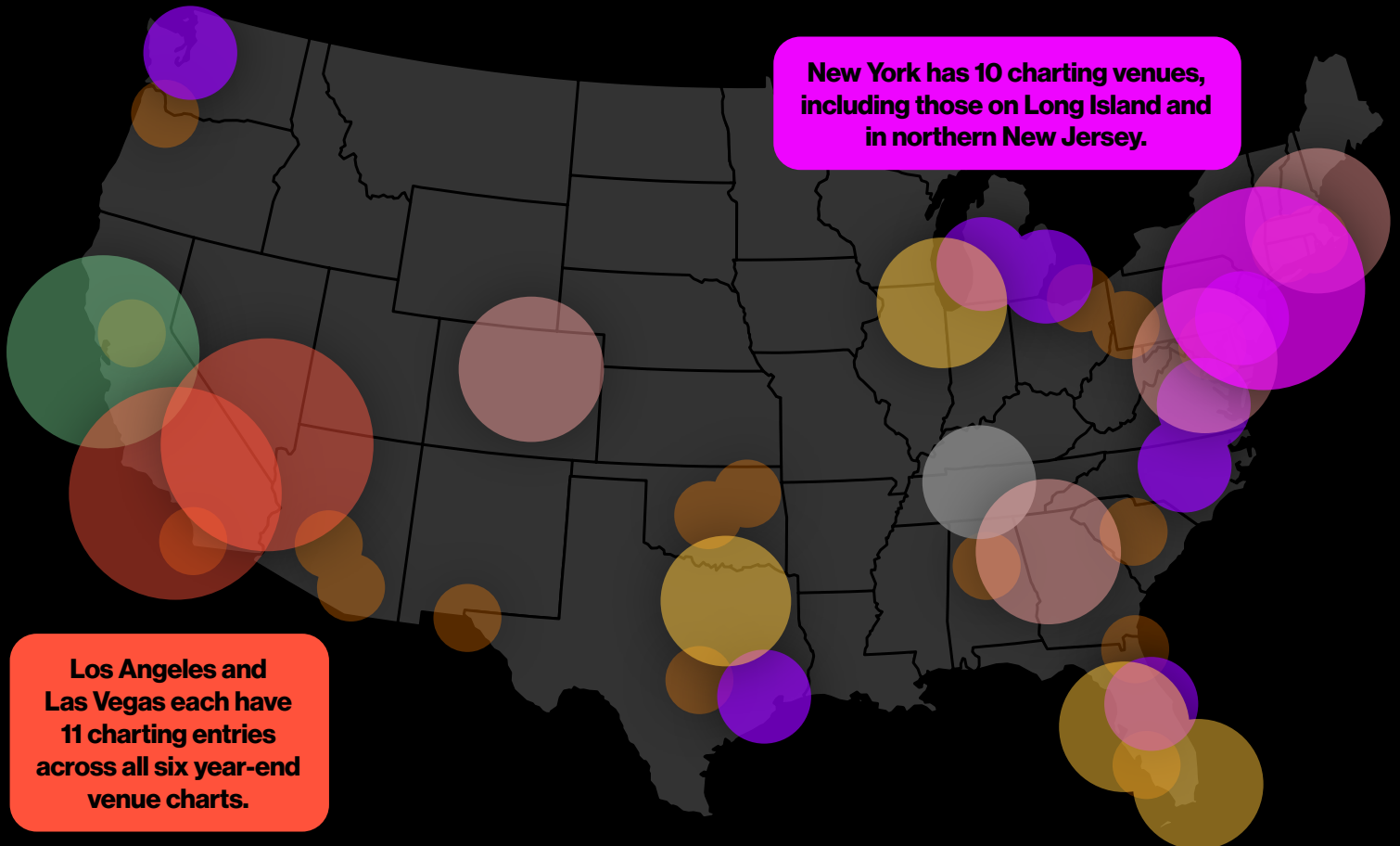
Bi-weekly content including Makin' Tracks, On the Charts, a roundup of executive moves and timely analysis of the latest country news and trends

Expert insight and commentary by Tom Roland and Jim Asker




WHERE ARE THE BIGGEST VENUES IN THE UNITED STATES?

A HEAT MAP FOR EVERY VENUE ON THE 2025 YEAR-END CHARTS



VENUES PER DESIGNATED MARKET AREA

- 11 Venues
- 4 Venues
- 10 Venues
- 3 Venues
- 9 Venues
- 2 Venues
- 5 Venues
- 1 Venue



[CLICK HERE TO READ MORE](#)

TOP PROMOTERS

	PROMOTER	TOTAL GROSS	TOTAL ATTENDANCE	NO. OF SHOWS		PROMOTER	TOTAL GROSS	TOTAL ATTENDANCE	NO. OF SHOWS
1	Live Nation	\$7.6B	63.6M	5,561	26	Noah Assad LLC	\$54.6M	555K	43
2	AEG Presents	\$2.5B	26.9M	9,846	27	Black Promoters Collective	\$54.5M	541K	126
3	OCESA	\$940.7M	11.3M	1,510	28	Gelb Productions	\$47.2M	236K	20
4	HYBE	\$469.2M	3.3M	213	29	Hard Rock International	\$46.6M	501K	295
5	SJM Concerts	\$345.9M	3.8M	777	30	IMP Presents	\$45.8M	768K	583
6	Cárdenas Marketing Network	\$344.9M	3.1M	287	31	Icon Concerts	\$44.9M	642K	217
7	Semmel Concerts	\$271.3M	3.7M	1,467	32	DF Concerts	\$44.9M	544K	61
8	FKP Scorpio Konzertproduktionen	\$249.7M	3.1M	1,500	33	Jam Productions	\$41.6M	523K	207
9	MCD	\$216.8M	2.7M	1,085	34	30 E Live	\$40.4M	404K	9
10	Outback Presents	\$178.6M	2.4M	682	35	Professional Facilities Management	\$39.6M	546K	317
11	Another Planet Entertainment	\$171.8M	1.6M	611	36	NS2	\$37.6M	499K	380
12	TEG Group	\$162.9M	1.9M	673	37	DG Medios	\$36.7M	376K	25
13	MSG Entertainment	\$145M	1.2M	218	38	IEM	\$34.1M	119K	15
14	evenko	\$134.3M	2.1M	1,307	39	Zignia Live	\$33.6M	248K	19
15	Mojo Concerts	\$126.6M	1.3M	102	40	Crossroads Presents	\$33.6M	676K	511
16	Move Concerts	\$121.4M	1.4M	101	41	G-Squared Events	\$30.1M	268K	35
17	Caesars Entertainment	\$91.9M	400K	108	42	TPR Live	\$29.3M	527K	50
18	Fenix	\$87.7M	1.1M	58	43	DF Entertainment	\$28.3M	178K	5
19	FPC Live	\$85M	1.1M	666	44	Zamora Live	\$27.1M	264K	33
20	MGM Resorts International	\$83.9M	499K	301	45	Mercury Concerts	\$26.6M	316K	37
21	313 Presents	\$80.9M	1.1M	209	46	Communion	\$25.9M	281K	14
22	André Rieu Productions	\$75.1M	707K	74	47	Wynn Las Vegas	\$25.7M	151K	116
23	Seminole Tribe of Florida	\$64.6M	623K	179	48	Mammoth Live	\$24.8M	231K	38
24	Untitled Group	\$63.6M	706K	176	49	Nederlander Concerts	\$24.4M	385K	162
25	Re:Create Group	\$57.4M	595K	47	50	YouYuan Culture Media	\$24.4M	160K	4